



oa / ow
level 1

LEARNING BOOKLET

STUDENT: _____

DATE: _____

Welcome to the Tricky Brains World of understanding 'oa' and 'ow' – When and Where they are used.

This booklet is designed for parents and teachers to help children learn the phonemes 'oa' and 'ow'. Inside, you'll find engaging activities and explanations that focus on when and where to use these spellings in words. Our aim is to enhance accuracy and fluency in both reading and spelling through explicit instruction.

Together, let's make
learning fun and effective!

oa ow /ō/

goat will grow

goat

Use **oa** at the start or
middle of words

oat

boat

float



grow

Use **ow** at the end of
a word or syllable

mow

glow

slow



The vowel team 'oa' goes at the start or middle of words
'ow' goes at the end of words or syllables

Circle the 'oa' and 'ow' patterns in the words.

foam

loaf

soak

row

sow

glow

moan

toad

float

bow

tow

show

coax

soap

croak

mow

slow

crow

Phoneme Drill:

OA

t

ai

f

s

p

OW

b

l

ll

m

oa

k

ow

d

AY

h

g

Blend the sounds to make the word (glide to read).
Circle the matching picture:

l ow
→






f l oa t
→






t oa d
→








Handwriting practice lines consisting of a solid top line, a dashed middle line, and a solid bottom line.



Handwriting practice lines consisting of a solid top line, a dashed middle line, and a solid bottom line.



Handwriting practice lines consisting of a solid top line, a dashed middle line, and a solid bottom line.



Say it.



Sound it.



Map it.



Write it.

Unjumble the letters to spell the word:



oa

l

c



ow

r



ow

l

f



r

ow

c



g

ow

r



r

d

oa

Read the sentences:

Highlight the 'oa' and 'ow' spelling:

1. The old **boat** is **slow**.
2. We will take the road to the coast.
3. The cook did poach eggs for lunch.
4. The river will flow all the way to the sea.
5. The sun will glow on the snow.
6. The boat will float on the moat as we row.
7. The farmer will sow the seed before the snow.
8. We will tow the load of coal in a day.
9. Tom will soak the cloak in soap after the show.
10. The grass will grow and need a mow.

Read the story:

they, wanted, won

Highlight the 'oa' words in green

Highlight the 'ow' words in red

Joan and Mow at the Summer Show


Joan and Mow went to the Summer Show. They had to wait for a long time to enter as the line was very slow.

They wanted to roam and look at all the fun rides, then pick one to try. Joan chose a slow boat ride, and Mow chose to throw balls in a hoop to win a prize. He won a toy toad.

They ate slow cooked roast beef rolls and snow cones. Joan did moan and groan that she ate too much and had outgrown her pants.

Mow wanted to see the baby animals. They got to pat a tiny goat and a foal. The foal had a bow in her mane, and the goat ate grain from a bowl. Joan and Mow had so much fun that they did not wish to leave the show, but as the sun began to set low and the wind began to blow, they drove back home up Arrow Road.

Draw a picture for the story:



Find all the **oa and **ow** words in the story and write them down:**

_____	_____
-----	-----
_____	_____
_____	_____
-----	-----
_____	_____
_____	_____
-----	-----
_____	_____
_____	_____
-----	-----
_____	_____

What word means 'to move about'?

When did Joan and Mow go to the show?

Who wanted to go to the show?

Why did Joan moan and groan?

What baby animal would you like to see? Why?

Four in a row!

Directions:
Play with a partner.

Each of you should
choose a colour
(use counters or
markers).

Take turns reading
a word aloud. If you
read it correctly,
cover or colour the
circle.

Whoever gets 4 in
a row first wins!

grow

bow

coat

show

tow

snow

load

moan

tow

bloat

roam

coax

grow

tow

soak

blow

slow

foam

glow

toad

load

foal

loan

road

row

glow

toast

roast

crow

boat

mow

slow

blow

sow

flow

coast

oat

goat

oak

snow

float

show

